

***KBP20X/RS20X SERIES***

***SINGLE-PHASE SILICON BRIDGE RECTIFIER***

产

品

规

格

确

认

书

# KBP2005/RS201 THRU KBP210/RS207



康比電子  
HORNBY ELECTRONIC

## SINGLE-PHASE SILICON BRIDGE RECTIFIER

**REVERSE VOLTAGE:** 50 to 1000 VOLTS

**FORWARD CURRENT:** 2.0 AMPERE

### FEATURES

- Surge overload rating: 60 amperes peak
- Ideal for printed circuit board
- Plastic material has Underwriters Laboratory Flammability Classification 94V-0
- Reliable low cost construction utilizing molded plastic technique

### MECHANICAL DATA

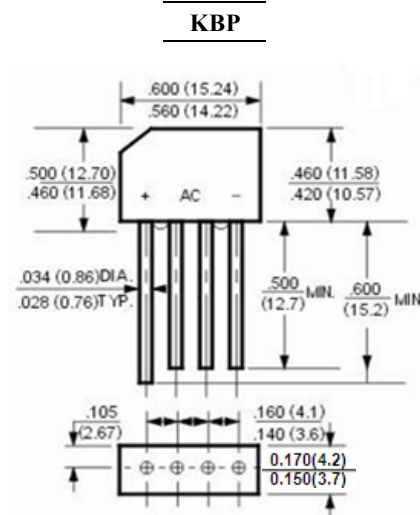
Case: Molded plastic, KBP

Epoxy: UL 94V-O rate flame retardant

Terminals: Leads solderable per MIL-STD-202, method 208 guaranteed

Mounting position: Any

Weight: 0.057ounce, 1.62gram



Dimensions in inches and (millimeters)

### Maximum Ratings and Electrical Characteristics

Ratings at 25°C ambient temperature unless otherwise specified.

Single phase, half wave, 60Hz, resistive or inductive load.

For capacitive load, derate current by 20%.

	Symbols	KBP2005/RS201	KBP201/RS202	KBP202/RS203	KBP204/RS204	KBP206/RS205	KBP208/RS206	KBP210/RS207	Units
Maximum Recurrent Peak Reverse Voltage	$V_{RRM}$	50	100	200	400	600	800	1000	Volts
Maximum RMS Voltage	$V_{RMS}$	35	70	140	280	420	560	700	Volts
Maximum DC Blocking Voltage	$V_{DC}$	50	100	200	400	600	800	1000	Volts
Maximum Average Forward Rectified Current .375"(9.5mm) Lead Length at $T_A=50^\circ\text{C}$	$I_{(AV)}$	2.0							Amp
Peak Forward Surge Current, 8.3ms single half-sine-wave superimposed on rated load (JEDEC method)	$I_{FSM}$	60							Amp
Maximum Forward Voltage at 2.0A DC and 25°C	$V_F$	1.1							Volts
Maximum Reverse Current at Rated DC Blocking Voltage	$I_R$	10.0 500							uAmp
Typical Junction Capacitance (Note 1)	$C_J$	25							pF
Typical Thermal Resistance (Note 2)	$R_{\theta JA}$	30							°C/W
Typical Thermal Resistance (Note 2)	$R_{\theta JL}$	11							°C/W
Operating and Storage Temperature Range	$T_J, T_{stg}$	-55 to +150							°C

### NOTES:

1- Measured at 1 MHz and applied reverse voltage of 4.0 VDC.

2- Thermal Resistance Junction to Ambient and from junction to lead at 0.375"(9.5mm) lead length P.C.B. Mounted.

# KBP2005/RS201 THRU KBP210/RS207

## SINGLE-PHASE SILICON BRIDGE RECTIFIER



### RATINGS AND CHARACTERISTIC CURVES

FIG.1- MAXIMUM NON-REPETITIVE FORWARD SURGE CURRENT PER BRIDGE ELEMENT

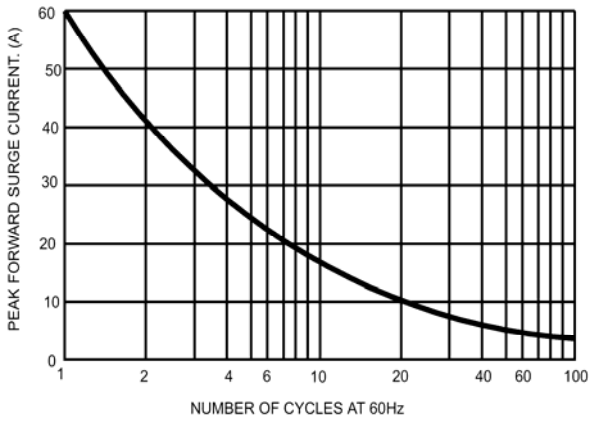


FIG.2- MAXIMUM FORWARD CURRENT DERATING CURVE

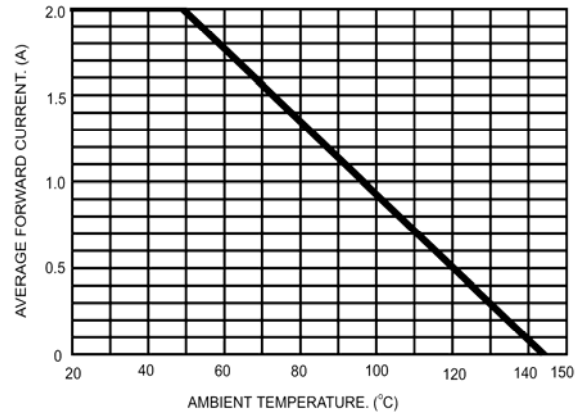


FIG.3- TYPICAL INSTANTANEOUS FORWARD CHARACTERISTICS PER BRIDGE ELEMENT

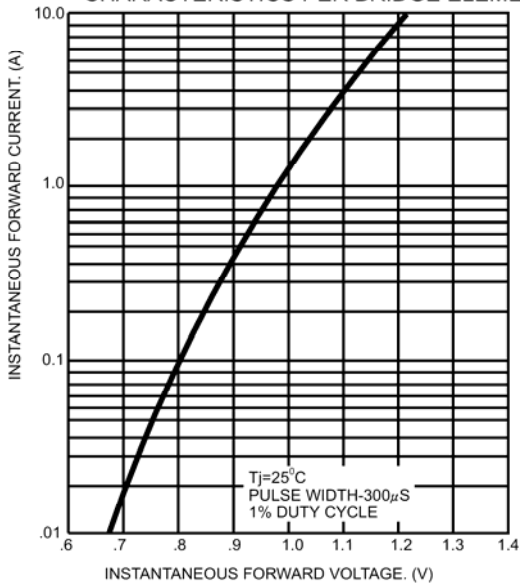


FIG.4- TYPICAL REVERSE CHARACTERISTICS PER BRIDGE ELEMENT

